



# ProTas Setup EN Test

The ProTas allows you to increase your comfort while playing flying games or simulators and hold your controllers as if you were in a spaceship or airplane, or even a mecha.









🕒 Installing your ProTas should take 3 minutes.

Make sure you work in a clear area and be very careful. Some parts can easily be lost.









## Parts list

Tool bag	
	
x1	x1
0,4cm Hex Key	0,25cm Hex Key








## For ProTas pair (2 ProTas & 2 cups)

Rest of the box							
							
x2	x2	x2	x2	x2	x2	x4	x2
Base	Flex part	Magnetic support	20mm screw	Nut	Pad	Scratch Strap	Pair of cups

# For ProTas solo (1 Protas & 1 cup)

Rest of the box							
							
x1	x1	x1	x1	x1	x1	x2	x1
Base	Flex part	Magnetic support	20mm screw	Nut	Pad	Scratch Strap	Pair of cups


# For ProTas base (without cup)

Rest of the box						
						
x1	x1	x1	x1	x1	x1	x2
Base	Flex part	Magnetic support	20mm screw	Nut	Pad	Scratch Strap

# Mounting



Assemble the ProTas and the MagCup using the magnets on each part.



Adjust the magnetic bracket to make it comfortable when you play (you can always re-adjust it later).



Tighten the screw with the provided Allen key.



Release the straps and set them apart from each side, and remove the plastic protection from the pad.

---

---



Attach the ProTas to your armchair with the pad and the straps (for more stability), or on your desk with the sticky pad.

---

---



Insert your controller into the magnetic cup and play.

## Tips

---

---

- You can play games feeling like in a cockpit and take off the cup with the controller at any time if you need to. A simple wrist rotation suffice to detach the magnetic cup.

- You can clean up the sticky pad with water if it is dusty. That way, once well dried, it will be good as new and sticky again.
  - The ProTas can be used on any support that you like (desk, coffee table, chair with arms, etc.).
- 

Revision #12

Created 24 April 2025 10:12:59 by jon

Updated 16 May 2025 14:36:17 by Sephooth